

# DL5-F

## Fixed LED Downlight with MR11 Style Lamp

### Key Features

- Energy saving LED solution, utilising a single high output LED
- Wide choice of LED colours and bezel finishes to suit a wide range of applications
- Quick and simple to install with simple spring clip retention
- Ideal for interior applications

### Lamp Colour Options

- |                         |                      |
|-------------------------|----------------------|
| <b>CW</b> Cool White    | <b>R</b> Red         |
| <b>NW</b> Neutral White | <b>G</b> Green       |
| <b>WW</b> Warm White    | <b>RB</b> Royal Blue |
| <b>A</b> Amber          |                      |
| <b>C</b> Cyan           |                      |

### Bezel Colour Options

- |                            |                             |
|----------------------------|-----------------------------|
| <b>AB</b> - Antique brass  | <b>GM</b> - Gun metal       |
| <b>BB</b> - Brushed brass  | <b>PS</b> - Polished steel  |
| <b>PB</b> - Polished brass | <b>PC</b> - Polished chrome |
| <b>W</b> - White           | <b>SN</b> - Satin nickel    |
| <b>MW</b> - Matt white     | <b>MS</b> - Matt silver     |
| <b>B</b> - Black           | <b>SS</b> - Satin silver    |

### Materials

- Body/Bezel: Aluminium

### Lamp Options

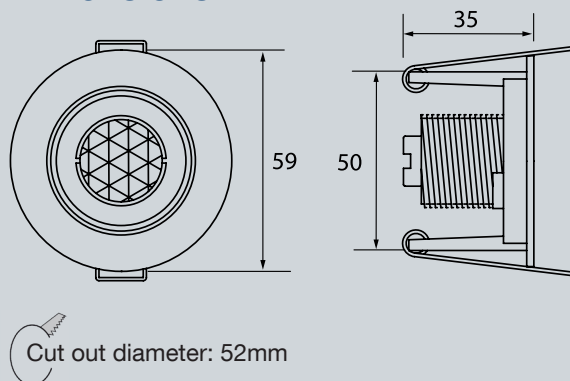
- 1 x Luxeon K2 (based around MR11 lamp dimensions)

### Beam Angles



The DL5 fixed and adjustable luminaires are ideal where discreet fittings are required for general accent down lighting. These fittings are available in a variety of finishes, LED colours and beam angles to suit a multitude of design oriented applications.

### Dimensions



### Weight

- 0.07kg

# DL5-F

## Fixed LED Downlight with MR11 Style Lamp

### Installation

- Suitable for indoor applications only
- Recessed into mounting surface, retained with simple spring clips
- Cut out diameter required: 52mm
- 300mm driver connection lead supplied with 2-pole AMP connector



### Power Input

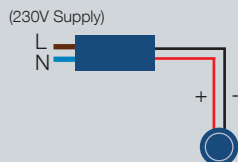
- 350mA

### Power Consumption

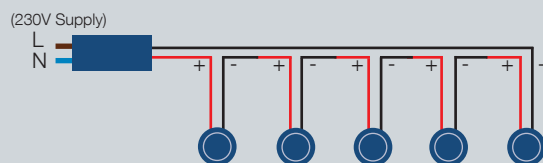
- 1.3 Watts

### Wiring Diagrams

#### Single fitting wired in series



#### Multiple fittings wired in series



### Recommended Drivers & Cables

- Driver to be ordered separately
- Recommended fixed output driver Cat No: LS-DPL110
- LS-DPL110 will drive up to 9 x 1W LED's, so can operate up to 9 of the DL5 luminaires wired in series
- See driver datasheets for full specifications and alternatives

### Ordering Codes

