



# SCMI0402

## 4 Channel x 500W Dimmer - DINrail Mount

### Key Features

- 4 x 500W source controller
- DIN rail mount with lugs for wall mounting if required
- Dims resistive, inductive and low voltage electronic transformer loads (that are compatible with leading edge dimming loads)
- Quiet operation
- Configuration stored in Non Volatile EEPROM
- Firmware storage in reflashable FLASH memory over iCAN network
- Configurable start up mode
- Circuit protection installed separately as required
- CE compliant to all relevant standards
- Designed and manufactured to ISO9001:2008 standards



### Overview

This 4 circuit source controller is fully rated for dimming loads of up to 4 x 500W of continuous inductive lighting loads. Whether used for tungsten, low voltage or for cold cathode light sources, this unit will provide reliable service over many years.

The unit is used with an MPM2400 iCANdin master processor module that can manage up to 24 channels of varied dimming and switching within a DIN rail distribution board. The MPM includes a 128 scene integral memory this device offers multiple control options to meet the most demanding specifications. The MPM connects into the iLight network and links to the iCANdin™ dimming and switching units with a short serial data cable within the distribution board

With the iLight network connectivity, it has the capability of being linked with a virtually limitless number of other iLight products to build up to any size of system. This product is designed for projects where there are multiple channels of Architectural lighting. It is the perfect choice for shopping malls, atria exterior lighting and industrial areas.



*Powering Business Worldwide*

## Mechanical

Weight: 1 kg

Operating temperature: +2°C to +40°C

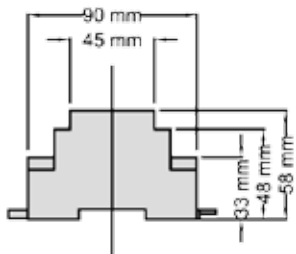
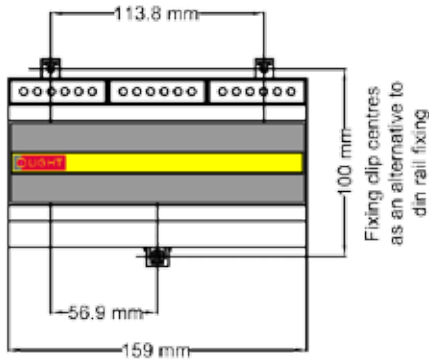
Note: All enclosures must be adequately ventilated

Max storage temperature: +60°C

Humidity: +5 to 95% non-condensing

Environmental protection: IP20

## Dimensions



## Electrical

Supply: 230 volts +/- 10%, 50/60 Hz

Incoming terminals: max. cable size: 2.5mm<sup>2</sup>

Rating: Maximum 5 Amp single phase @ 40°C

Minimum load: 20W

Protection: Provided by installer - use 5A or less.

Output: channel current: Maximum 500W per heatsink

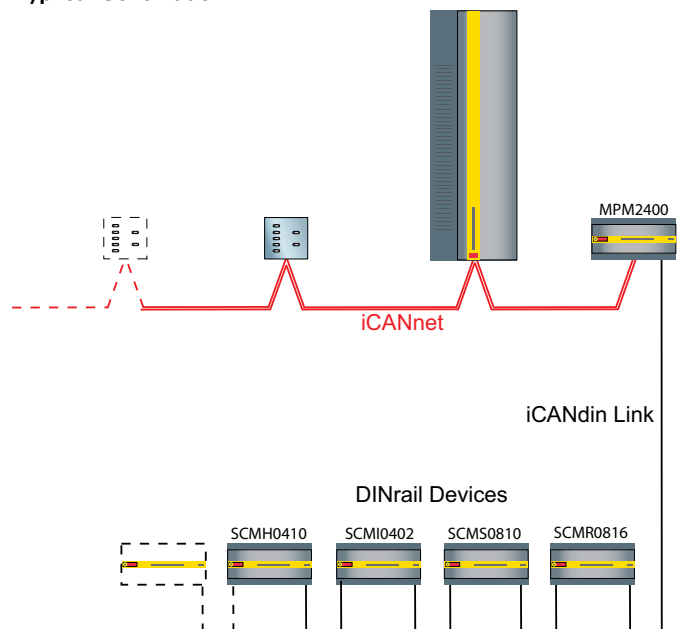
Load types: this unit is designed to work with incandescent 230 volt lamps, inductive wire wound transformers (allow for 20% transformer losses), leading edge electronic transformers and cold cathode lamps (please consult with the iLight® help desk for guidance on true load calculations)

Loads terminals: max. cable size: 1 x 2.5mm<sup>2</sup> or 2 x 1.5mm<sup>2</sup> per circuit.

Dimmed outputs: the dimmed outputs can be configured as switches for non-dimmed loads. They require a minimum load of 30mA to latch. Before connecting discharge lamps consult the iLight help desk.

Note: Dimmers produce heat, always ensure adequate ventilation

## Typical Schematic



## Contact your local Eaton office

DISTRIBUIDOR EM PORTUGAL



R. Sá de Figueiredo 6 - C  
2790-233 Carnaxide  
Telef. (+351) 21 417 76 21 ♦ Fax. (+351) 21 030 00 31  
Web: [www.sislite.pt](http://www.sislite.pt) - email: [geral@sislite.pt](mailto:geral@sislite.pt)

### Eaton Industries Manufacturing GmbH

Electrical Sector EMEA  
Route de la Longeraie  
71110 Morges, Switzerland  
Eaton.eu

Changes to the products, to the information contained in this document, and to prices are reserved; so are errors and omissions.

Eaton is a registered trademark.

All other trademarks are property of their respective owners.



Powering Business Worldwide

© 2016 Eaton  
All Rights Reserved

Doc. No: SCMI0402 Rev9 1115

