



# SCMH0410

## 4 Channel HF Ballast Controller & Power Switcher - DINrail Mount

### Key Features

- 4 x 10 Amp source controller with four 1-10 volt or DSI control outputs
- 16 Amp total load over 4 circuits
- DIN rail mount with lugs for wall mounting if required
- Switches resistive, inductive and capacitive lighting loads
- Quiet operation
- Configuration stored in Non Volatile EEPROM
- Firmware storage in reflashable FLASH memory over iCAN network
- Configurable start up mode
- Circuit protection installed separately as required
- CE compliant to all relevant standards
- Designed and manufactured to ISO9001:2008 standards



### Overview

This compact HF Ballast controller is a 4 channel unit that provides 4 switched power circuits with 4 channels of scene set dimming for 1-10 volt, DSI, or broadcast DALI digital HF Fluorescent ballasts. Its 10 Amp power relays also make it suitable for independent non-dimmable loads.

The unit is rated for 16 amps single phase of continuous inductive lighting load. This unit is designed for switching lighting loads of most types.

The unit is used with an MPM2400 iCANdin master processor module that can manage up to 24 channels of varied dimming and switching within a DINrail distribution board. The MPM includes a 128 scene integral memory this device offers multiple control options to meet the most demanding specifications. The MPM connects into the iLight network and links to the iCANdin dimming and switching units with a short serial data cable within the distribution board.

With the iLight network connectivity, it has the capability of being linked with a virtually limitless number of other iLight products to build up to any size of system. This product is designed for projects where there are multiple channels of architectural lighting.



Powering Business Worldwide

## Mechanical

Weight: 1 kg

Operating temperature: +2°C to +40°C

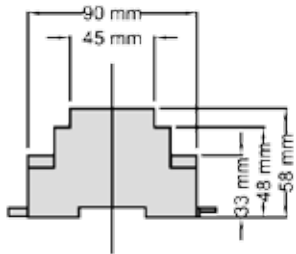
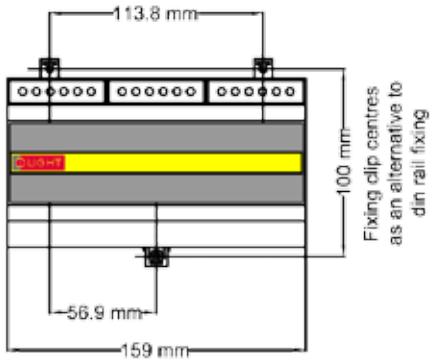
Note: All enclosures must be adequately ventilated

Max storage temperature: +60°C

Humidity: +5 to 95% non-condensing

Environmental protection: IP20

## Dimensions



## Electrical

Supply: 230 volts +/- 10%, 50/60 Hz

Incoming terminals: max. cable size: 2.5mm<sup>2</sup>

Rating: maximum 16 Amp single phase @ 40°C

Output channel current: Maximum load 10 Amp.

Minimum load: 0W

Protection: Provided by installer - use 16A or less.

Load types: 1-10V (100mA Sink/20mA Source per channel), DSI (10 devices per channel) and Broadcast DALI (10 per channel). Load type selectable per channel.

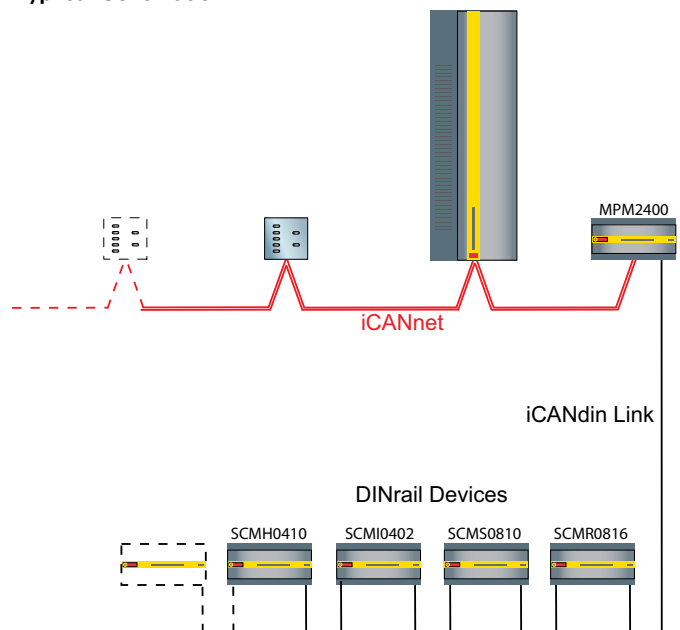
Switched Outputs: 4 x 230v 10 Amp (inductive or resistive)

Terminal Sizes:

Ballast output, max' cable size: 4 pairs x 2.5mm<sup>2</sup>

Loads, max' cable size: 1 x 2.5mm<sup>2</sup> or 2 x 1.5mm<sup>2</sup> per circuit

## Typical Schematic



Contact your local Eaton office

DISTRIBUIDOR EM PORTUGAL



R. Sá de Figueiredo 6 - C  
2790-233 Carnaxide  
Telef. (+351) 21 417 76 21 ♦ Fax: (+351) 21 030 00 31  
Web: [www.sislite.pt](http://www.sislite.pt) - email: [geral@sislite.pt](mailto:geral@sislite.pt)

**EATON**  
Powering Business Worldwide

© 2016 Eaton  
All Rights Reserved

Doc. No: SCMH0410 Rev9 1215

Changes to the products, to the information contained in this document, and to prices are reserved; so are errors and omissions.

Eaton is a registered trademark.

All other trademarks are property of their respective owners.

CE

