

Key Features

- Flexible system for structure integration
- Low energy consumption
- Simple to install with plug and play connectors
- Suitable for indoor and outdoor use
- Choice of LED colour and beam angle

Lamp Colour Options

- | | |
|-------------------------|--------------------------------|
| CW Cool White | R Red |
| NW Neutral White | G Green |
| WW Warm White | RB Royal Blue |
| A Amber | R G B Colour Change RGB |
| C Cyan | |


Materials

- Base - aluminium
- IP68 fascia - UV stable cast resin

Lamp Options

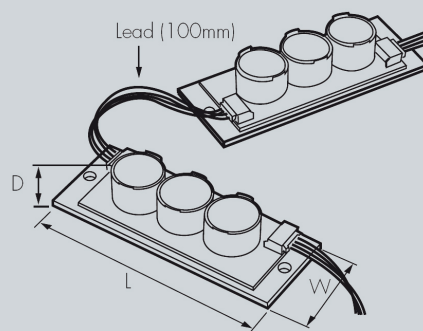
- 3 x 1W Luxeon K2 LED

Beam Angles



LED technology now provides the unique ability to integrate lighting into the fabric of a building such as architrave, wall panels, atria and reception desks, creating the illusion of an invisible light source. Cogent FS2 connector system aids this integration with its wide choice of fixed and colour changing LED's and optics mounted on small aluminium bases linked with plug and play connectors, allowing the installer to easily and accurately follow the contours of the structure.

Dimensions (mm)



	L	W	D	Total String Length @ 75mm spacing
IP20 No optic	76	25	11	1.7m
IP20 Optic	110	25	20	2.1m
IP68 No optic	85	28	13	1.8m
IP68 Optic	112	33	23	2.1m

Installation

- IP20 for interior applications
- IP68 version for outdoor applications
- Direct surface mount
- Simple plug and play connection
- Supplied in sets of 12

Power Input

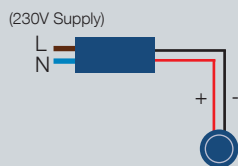
- 350 to 700mA

Power Consumption

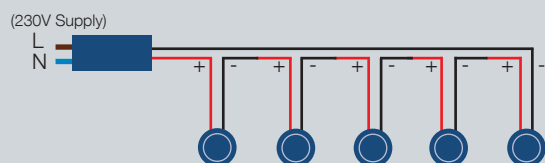
- 3.9W to 7.8W

Wiring Diagrams

Single fitting wired in series



Multiple fittings wired in series



Recommended Drivers & Cables

- Driver to be ordered separately
- FS2 (set of 12) and all colour change options, use driver Cat No. LS36RGB-DMX
- See driver datasheets for full fixed output driver specifications, alternatives and colour change drivers

Ordering Codes

